

SuperSump®


PREMIER SUMP PUMP SYSTEM

The **SuperSump®** is the finest sump pump system available and includes the most reliable pump available, a WaterWatch® Alarm System, and the patented SuperLiner® with Airtight Lid!




- Clean, neat & nothing can fall into the sump hole
- Items can be stacked on top of SuperSump - no storage space is lost



Before



After





1. The Pump

- Best pump available from nearly 50 models
- High-end 1/2 hp Zoeller cast iron pump with a mechanical float switch
- Pumps 2,650 gallons/hour smoothly and quietly
- It resists clogging and can pump up to 1/2" solids
- Performs reliably for many years

2. The WaterWatch® Alarm System

- Alarm that sounds off if water rises above point where pump should turn on
- Sounds similar to smoke detector
- Ample warning to address the problem before damage occurs
- UltraSump® battery back-up pumps available to pump in power outages

3. The SuperLiner®

- Rugged, heavy-duty 18" x 24" smooth wall polyethylene liner
- 96 holes that allow water to flow in directly from below the floor
- Features exclusive 'pump ring' on the floor of the liner, centering the pump and preventing the switch from hanging up on the sidewalls
- Won't cave in or crack

4. The Airtight Lid

- Keeps moisture from evaporating into your basement environment
- Keeps out bugs, odors, radon gas and quiets the pump
- Keeps objects from falling into the sump hole
- Strong lid - you can stand on it, and stack items on top so you don't sacrifice any storage space for the sump

Easy knockout for dehumidifier drain hose

Heavy duty liner with 96 holes

Check valve prevents back flow

The CleanPump Stand lifts the pump out of the silt and sediment

WaterWatch audible alarm system, with probe

Airtight floor drain in case of flood from a plumbing source

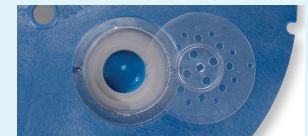
Two-piece lid design for easy access to the pump

The pump comes equipped with a reliable mechanical float switch


Reliable Zoeller 1/2 hp cast iron pump



DEHUMIDIFIER DRAIN



AIRTIGHT FLOOR DRAIN



REMOVABLE LID



CLEAN PUMP STAND