



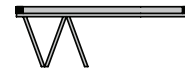
## Euroview Fold and Slide Door

The VEKA Fold and Slide door offers contemporary style, practical design and excellent reliability. The Fold and Slide door provides superior operating performance and smooth integration into any architectural style. These doors are engineered using high quality PVC window and door profiles as well as superior hinge and locking systems that are reliable and secure. The rollers along which the doors slide, offer a smooth glide and dependable performance with solid design and expert engineering. Choose from three to seven operating panels in various configurations. The door systems are available in a range of colors including white and clay, woodgrain laminates such as mahogany, golden oak, walnut, marcore and a variety of other solid colors.

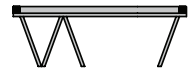
All VEKA Fold and Slide doors come standard with high quality hardware. The smooth operating handles and hinges can be color matched to the vinyl or they are available in a brushed nickel satin finish. Stainless steel rollers are standard on the operating panels of the Fold and Slide Door systems

## Euroview Fold and Slide Door

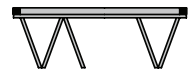
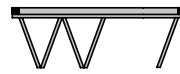
3 Sash



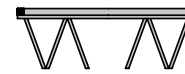
4 Sash



5 Sash



6 Sash



7 Sash



Maximum Sash Dimension — 3'- 0" x 7'- 0"

Maximum Frame Dimension — 18'- 0" x 7'- 0"

Minimum Sash Dimension — 2'- 0" x 6'- 0"

## Performance Matrix

AAMA Designation			
RATING	AIR	WATER	STRUCTURAL
R-PG30-LW SHD	16 CFM / Ft2	13.3 psf	DP 30

Thermal performance		
GLASS TYPE	U-Value	R-Value
1" Clear Air	0.41	2.44
1" Clear LowE / Argon	0.27	3.70
1" Quad Glazed Double LowE / Krypton	0.20	5.00

- All main profiles are reinforced with galvanized steel
- Thresholds can be standard outer frames or low profile aluminum thresholds to suit different installations, weather and security requirements
- Alternative beads available in sloped or sculptured designs
- Glazing beads available to accommodate IG-Sizes from 3/4" to 1-1/2".
- Residential / commercial applications
- Available as an inward or outward opening units
- 70mm front to back multi-chambered profiles
- Available in white, almond, clay, wood grain and colored finishes (laminated)



Folding sashes moved to the side to form a slim package. Fold and Slide units are equipped with an optional Tilt and Turn passage (in-swing or out-swing) door. In the secured tilt position, this sash can be used for ventilation.



**Generous and convenient access**  
All folding sashes are moved to the side to form a slim package.



**Frequent use:**  
A side hinged or tilt/turn sash, the passage door, is operated independently of the folding sashes.



**Efficient Ventilation:**  
The passage door can be fitted with Tilt/Turn hardware. In the secured tilt position this sash offers ventilation.